




HYDROPOOL
hot tubs • swim spas

THE WATER IS CALLING.

CONSUMER'S GUIDE TO BUYING A SWIM SPA.





THE POWER OF WATER

It feels like life is more hectic than it's ever been. Families are always trying to balance their goals and dreams with the responsibilities of everyday life. It's all part of the journey to a life well-lived.

MAYBE THAT'S WHY WE'RE SO DRAWN TO WATER.

70% of the world's population lives within 100 km (62 miles) of water. We seek it out for our vacations and our summer getaways. Water is life's game-changer. There's something magical, even magnetic, about it. It can be playful and lively when life gets a bit heavy, but it can also soothe even the weariest bones. We feel a sense of freedom when we're around it, but it also has the power to bring a whole family together. On our worst days, we can hear the water calling to us.

At Hydropool, we understand the power of water and the role it can play in living our best life. That's why we've made it our mission to harness the magical, magnetic power of water with innovation, creativity & imagination built into all of our hot tubs and swim spas. The perfect ingredient for training or just staying fit, for reconnecting, having some fun or a relaxing moment at the end of the day.



HYDROPOOL
hot tubs • swim spas

THE WATER IS CALLING.



OUR HISTORY WITH WATER

Over 40 years ago, a father and son had a vision of how the power of water could play an instrumental part in a family's everyday life. With their extensive pool background, they decided to expand to include both Hot Tubs and Swim Spas.

They first started as retailers with a company called California Spa, Sauna, and Fitness in 1978 and were the first retailer of hot tubs in Eastern Canada. It was there Dale and Fred developed their love for the retail side of the business.

Realizing the potential of Hot Tubs, they then formed Hydropool in 1980 and quickly became one of the largest manufacturers of hot tubs in North America. In 1995, Hydropool saw the potential of swim spas and started to manufacture the AquaTrainer. Hydropool's growth worldwide has reached over 400 independent retailers in 60 countries and recently added a new 66,000 sq. ft. swim spa manufacturing facility and a new 101,000 sq. ft. parts distribution warehouse. Which allows Hydropool to continue to expand to meet all our consumer's needs. Each of our professionally trained retailers can assist in selecting the ideal hot tub or swim spa to match your needs based on your budget and stated lifestyle.

Hydropool Hot Tubs and Swim Spas are manufactured in Mississauga, Ontario, Canada, by experienced designers and engineers, ensuring that we continue to exceed our customer's expectations. At Hydropool, our success depends on the customer.



THE WATER IS CALLING.

IF YOU DO YOUR HOMEWORK, YOU CAN ENSURE YOU'LL BUY THE SWIM SPA THAT BEST SUITS YOUR NEEDS.

The first rule of swim spa shopping is not to get fooled by the bells and whistles designed to distract you. As a consumer, there are six basic things you should look for when buying a swim spa:

- 1 THE SWIM EXPERIENCE
- 2 FUN & FITNESS
- 3 COMFORT, DESIGN & MASSAGE
- 4 REPUTATION
- 5 INSULATION
- 6 EASE OF MAINTENANCE





1

THE SWIM EXPERIENCE

Here is what to look for when researching the swim experience of a swim spa.

The pump design; make sure the system has enough power to achieve the results for the user. Whether you are an every day athlete or a triathlete, the power of the pumping system, including the size of the plumbing will help determine your experience.

Hydropool now offers a fully programmable VFX Control that allows you to take control of your swim with four user programs and four preset programs, giving you, the user, the ability to dial in the perfect swim. Our Executive Trainer Swim Spas have two 5hp VFX Pumps and one 4 hp Buoyancy Pump, all located under the swim jets that produces the strongest and most predictable swim current in the industry.

Next look at the Swim Jet System the system should provide a smooth turbulence-free swim current. Make sure that the swim jets have a consistent flow rate that can produce a flat, powerful current.

Hydropool offers their patented V-Twin Swim Jets that delivers the widest, smoothest and most predictable swim current available in the swim spa industry. The unique V-Twin technology supercharges the swim current and generates over 1,400 gallons per minute again making it the industry leader.

The ability to “Dial-In” the resistance allows the swimmer to customize their swim and achieve the desired results. The adjustability of the current is crucial for a high-level swimmer as it will enable interval training while at the same time providing a lower level for all other swimmers.

The final critical feature is the shell design; look for a wide and deep channel with no protruding steps or seats allowing the swimmer an unobstructed swim. The shell should produce little, if any, backsplash, as it will push the swimmer out of the swim lane disrupting the swimmer’s experience. The shell design must keep the swimmer in the swim lane.

Look for stabilization jets that maintain the swimmer to the middle of the swim lane instead of any other type of strap or harness system. Also, make sure the unit has focus points like swim lines or LED-lit swim jets to help the swimmer identify their position in the swim spa.

ONE OF THE MOST OVERLOOKED AREAS IN A SWIM SPA IS THE ABILITY OF THE UNIT TO PROVIDE BENEFITS OUTSIDE THE SWIM AND MASSAGE.

FUN & FITNESS

Although the swimming aspect is essential, today’s customers are looking for an aquatic center in the backyard that can provide hours of entertainment for the whole family. Some of the features to look for in a swim spa that can provide this type of experience are fitness-related. A rowing kit, tethered swim cords, and built-in stairs for stair climbing provide the customer with a convenient and versatile aquatic home gym.

Some of the fun features to look for in a swim spa that can increase the family’s enjoyment in the backyard can be as easy as adding some LED waterfall fountains that the kids can swim under or a stereo to increase the fun. Some swim spas even have a built-in wave pool feature that allows the young and old kids to enjoy hours of fun using a tethered boogie board to simulate riding a wave in open water.



NEW THIS YEAR AT HYDROPOOL THE WHITEWATER OPTION FOR SWIM SPAS

This option literally kicks up the fun to be had on a hot summer day. This option recreates powerful rapids found in river raft ride without the sharp rocks. It’s the closest thing to whitewater rafting experience right in your own backyard. This man-made whitewater high-speed rapids feature will thrill the young and old as you try to ride the current on a tethered boogie board, swim noodle or inflatable.

2



THE BACKYARD AQUATIC GYM EXPERIENCE

Here is what to look for in a Swim Spa manufacturer; do they offer exercise programs taylored to the swim spa your're interested in? If you are an athlete looking to extend your training regiment, someone who wants to increase their fitness level with low impact aquatic exercise or just want to get full use out of your future swim spa 365 days a year. You need to really look at what is offered and what the swim spa's capabilities are. Is there enough space to exercise, is the shell configured in such a way you can comfortably swim and/or exercise. What are the built in features such as latches for a rowing kit or exercise bands, etc.

Hydropool offers Aquatic Cross Training Sessions that are a great way to bring the traditional gym workout into the backyard with the added benefits of water. These are low impact aquatic exercises that will deliver a big difference in your overall fitness. Exercises using water pressure in a swim spa puts less strain on your heart by moving blood around your entire body.

COMPARE THESE FEATURES HYDROPOOL OFFERS:

1. Aquatic Home Gym

You choose when to workout in your swim spa and its easy to use – No complicated machinery and you workout in the privacy of your own yard or home.

2. Low Impact Aquatic Exercise

Aquatic exercise strengthens your muscles and improves your cardio fitness. Aquatic exercise does not subject your body to the wear and tear of high impact land-based exercise.

3. Fitness Options: Fitness Programs To Fit Your Life

- Cross Training Program
- Box Fit Program
- Row Fit
- Aqua Fitness Package

4. Personal Training Guide & Videos are Included... Its Like Having A Personal Trainer At Home 24/7

From beginner to advanced, five ready made programs for you to try. All supported by videos and a training guide that are included with every swim spa. Your options are endless.

5. Easy To Use: Built In Treadmill Technology

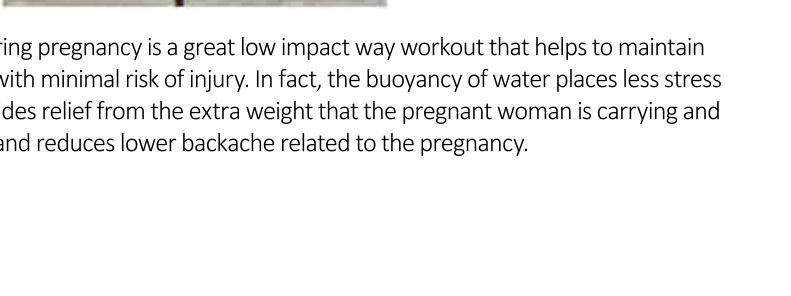
- Interval Program
- Hill Climb Program
- Workout against the current.

6. FORM® Swim Goggles: The Swim Coach That Swims With You!

It's like having your Fitness Coach swim with you. FORM® Swim Goggles with their optical display shows you your time, distance and pace in real time metrics. Thus allowing you to measure, track and customize your workouts on the app.

7. Hydropool's Prenatal Aquatic Exercise Program

This great new exercise program; Aquatic exercise in a swim spa during pregnancy is a great low impact way workout that helps to maintain flexibility, strengthen muscles, joints, bones and increases stamina with minimal risk of injury. In fact, the buoyancy of water places less stress on joints when compared to exercising on land. Buoyancy also provides relief from the extra weight that the pregnant woman is carrying and supports their weight in water, therefore providing less discomfort and reduces lower backache related to the pregnancy.



THERE ARE MANY CONTRIBUTING DESIGN FACTORS THAT CAN MAKE A SWIM SPA MORE OR LESS COMFORTABLE FOR BATHERS. MAKE SURE TO SEE IF THE SWIM SPA SEATS ARE ERGONOMICALLY DESIGNED TO FIT YOUR BODY'S NATURAL CURVES.



3

COMFORT, DESIGN & MASSAGE

It's essential to make sure you fit comfortably into the seats to get the best possible soaking and massage experience. Don't be afraid to climb in and test out the seats yourself. What's even better, ask to do a 'wet test,' where you sit in a fully operational version of the swim spa. If a seat is not comfortable when it's dry, odds are it will not be any more comfortable when it is wet. You should also take a close look at other design features of the swim spa for example, is there multi-level seating so that all body types can sit in it? Does the swim spa have a large enough foot well to accommodate multiple bathers? Are there safety steps to enter the swim spa, or are you forced to step on a seat when entering? Also does the cabinet support the swim spa or does the swim spa have a self-supporting cradle that allows the customer to install the swim spa without a cabinet?

Check to see if there is a place to put an ice bucket or place drinks. No detail is too insignificant. One of the most appealing elements of a swim spa is its massage capabilities. When added to the soothing feel of hot water, it can truly make or break your swim spa experience. As such, it is crucial to learn as much as you can about this aspect before buying. The jets are the most vital variable of the massage equation. Keep in mind in your search for a swim spa, that you should look for bearingless jets as they do not corrode quickly and fail - it's best to have this type of jets. It would be best that you looked for a model with optimized hydraulics to ensure an even flow of water to each jet for a smooth, comfortable massage. When it comes to swim spa maintenance, there are two primary factors you need to address filtration and disinfection.

Everyone is different and responds in different ways to hydrotherapy, so Hydropool has created an easy-to-understand summary of the four key elements that make-up each zone so you can get the most out of your time in your swim spa. Don't ignore even the most minor features; for instance, if the swim spa comes with pillows, ensure they are comfortable and easy to remove and clean.

THE FOUR ELEMENTS OF EACH ZONE ARE...

1. Type of jets.

The type of jet is crucial to a proper massage.

2. Jet placement.

Different jet patterns are designed to work different muscle groups.

3. Seating designed around you.

Specially designed seating is built to work with your body's natural structure to provide maximum comfort and functionality.

4. Duration in seat.

The time spent in each seat combined with the sequence of seats utilized can optimize your treatment.

HYDROPOOL'S ZONE THERAPY

Created and designed with our solid understanding of Zone Therapy and ergonomics of the human body, Hydropool has taken the science of immersion to the next level. This constant innovation has created a line of hot tubs that allows Zone Therapy to interact with the human body in the most natural and effective way possible.

The Hydrotherapy Zones include...

ZONE 1: Core Zone Activation of paravertebral muscles.

Vertebral (meaning your spine) Designed to release tension in your dorsal muscles which helps to relax your vertebrae.

ZONE 2: Overall Body Zone Activation of leg and lumbar muscles.

Helps to promote improved circulation in lower part of the body which allows for venous return (or blood flow) and lightens legs.

ZONE 3: Upper Body Zone Activation of upper back, neck and shoulder muscles.

Eliminates tension in trapezoid muscles and neck, specifically releasing tensions in solar plex area.

ZONE 4: Reflexology Zone Activation of foot arch muscles.

Our feet play such a critical role in our overall physical health, this zone is designed to deeply massage the venous areas in your foot arch.

REPUTATION

Check out the company’s website and do a quick search for independent reviews of their products. You can also ask friends or family members with hot tubs or swim spas about their experiences with particular models. It would be best to consider the manufacturer’s location as this makes getting parts and service a lot easier. If the retailer stops carrying the swim spa brand you purchased, ensure a reputable retailer and distributor can support you.

Also, investigate whether a valid warranty covers the products they offer and be careful of the small print as many warranties are pro-rated in the industry. A good warranty should consist of a ten-year structural warranty, a five-year acrylic surface, and three-year parts and labor warranty. Investigate how long the store has been in business and whether it is a member of any professional associations. Research the company online to determine its reputation, including a search for customer reviews, referrals, or complaints. Of course, visiting the store on a fact-finding mission can also be helpful.

Speak with a salesperson to see if they take the time to determine what swim spas would best suit your particular needs or just push products on you without asking questions. Check if the store has an onsite water testing lab an in-house or outsourced service department for ongoing maintenance support. If you decide to buy from a sales representative at a home show, parking lot sale, or another type of one-off event, be sure to ask whether the seller has a bricks-and-mortar retailer location that can support you with a warranty and service department.

INSULATION

This factor is significant because of its link to energy efficiency: look for a swim spa that meets the rigorous standards set out by the State of California, a North American body that addresses regional environmental concerns, helps prevent potential trade and environmental conflicts, and promotes the effective enforcement of environmental law.

Investigate how long it takes for the swim spa to filter 100 percent of its water. The less time this takes, the more energy-efficient the swim spa will be. Also, look for models that use low-amperage filtration pumps. There are a couple of schools of thought for insulation in the swim spa industry. Here are some details to help you choose the manufacturer that is right for you.

FULL-FORM INSULATION

A process that entails filling the gap between the cabinet and shell with foam, similar to the way attics used to be insulated in houses. The advantage is that the swim spa will be well insulated. The problem is that full foam doesn’t allow for the use of waste heat from the motors to help insulate the swim spa. This is over 12 KW (Pump SS) of potential heat loss. Plus, if there ever was a need for a repair in a full foam swim spa, its like finding a needle in a haystack. Worst yet, if there is a leak in the swim spa, its almost impossible to find, let alone fix. Finally, the cabinet is destroyed when a repair is needed on a full foam unit, due to the fact that the foam extends to the cabinet in the manufacturing process.

PERIMETER INSULATION

Insulates just the cabinet with foam or a thermal blanket. There are advantages; Perimeter Insulation uses the waste heat of the motors very well to help to heat the swim spa. Also this insulation style provides excellent access to fixing anything as there is no foam on the pipes. Access to repair is very important, mainly as this style of insulation does not allow proper support of the plumbing, hense increasing risks of leaks. This can cause leaks in the swim spa due to the weight of the pipes. Unsupported plumbing is very noisy due to the vibration of the plumbing.

THERMAL SHIELD TECHNOLOGY

The best of both worlds and the preferred style of insulation for swim spas. The swim spa cabinet, floor and equipment area is wrapped with a thermal shield blanket that utilizes the waste heat of the motors to help to heat the swim spa. The swim spa is partially foamed around the plumbing (5”-8”). Extending out from the shell on 3 sides, this also helps to support the plumbing to help eliminate any chance of leaks. It also provides easy access for repair if anything goes wrong inside the cabinet area. Finally the foam helps to eliminate any of the vibration/noise associated to Perimeter style insulation.

Another thing to consider is adjustable venting; any swim spa using a heat lock technology which uses the motor’s waste heat to warm up the swim spa water during colder months, can release some of the heat in the warmer months.

4

LOOK FOR A SWIM SPA MANUFACTURER THAT HAS BEEN IN BUSINESS FOR A WHILE WITH A PROVEN RECORD OF RELIABILITY. THE INTERNET IS A GREAT PLACE TO START.

5



A good **HARD COVER** can also provide added insulation and energy efficiency. The industry standard is a 50 to 76-mm (2 to 3-in.) tapered cover; however, a tapered 76 to 101-mm (3 to 4-in.) cover will more effectively retain heat.

We, at Hydropool, have created the **ROLLAWAY SPA COVER** a one-piece cover that provides a complete seal a top of the swim spa; locking in the heat, lowering energy consumption and cost. The Rollaway Spa Cover a one-piece design enables one person to roll the cover off the swim spa in less than 60 seconds, providing immediate access to the swim spa.

The Rollaway Spa Cover provides a strong, durable, lockable safety cover, built to last in all elements and weather conditions, fully-framed to handle snow load. In fact, 97% of the swim spa’s infrared heat is reflected back into the swim tank which makes the cover the most insulated part of the swim spa. The top and stitching are all UV protected and will not deteriorate over time or in direct sunlight.

EASE OF MAINTENANCE

No matter what swim spa you choose, you need to make sure it is easy to service. The last thing you want to do is pull the swim spa out of a deck and flip it on its side every time service is required. Ask the salesperson to show you where technicians can access vital systems and keep these details in mind when considering where to place the swim spa in your backyard.

FILTRATION

In a swim spa, dirt can only do two things. It is either light enough to float on the surface or heavy enough to drop to the bottom. When assessing a swim spas filtration capabilities, but sure to ask how long it takes to filter 100 percent of the water. Check to ensure the skimmer is sufficient. Does it provide enough filtration to remove debris, and does it have a floating door to skim the surface of the water? Also, does it come equipped with a floor vacuum to clean the dirt off the bottom of the swim spa? If not, you will have to purchase a separate vacuum. Ask the salesperson whether the swim spa has a suction side filter or pressure side filter. The suction side filter offers less expensive filtration but is not as effective; it will only filter 50 percent of the swim spa water. Conversely, pressure side filters are more expensive, but since 100 percent of the water passes through the filter, and it can clean all of the water quicker and more efficiently.

DISINFECTION

To keep your Swim spa safe and pleasant to use, you will also need to disinfect the water regularly. Ideally, look for a swim spa with an in-line chemical feeder instead of a floating dispenser. While floating dispensers work well, they also need to be removed every time someone enters the swim spa. If you choose to use an ozone system designed to reduce your overall chemical requirements, look for a model that uses an injection system. This technology reduces off-gassing and increases the ozone’s saturation and killing power. If you opt for a saltwater bromine system (which uses bromine salt and electrolyse process to generate chemicals for disinfection), be prepared for a bit of a learning curve. Make sure your retailer truly understands these unique systems and embraces the technology. Once you know, the system will be easy to use and make an enjoyable soaking experience.

We, at Hydropool, do not take the power of water lightly, it’s a precious commodity so we’ve gone out of our way to create the most efficient water purification system in the world; our PureWater System. When combined with our Self-Cleaning technology it provides you with a system that maintains and manages your water that is practically automatic.

The Hydropool PureWater System combines the Self-Cleaning technology with UV and Ozone Water treatments, eliminating 99% of all contaminants. This combination of advanced purification using UV and Ozone, creates active oxygen in the PureWater System which removes any Calcium and Biofilm inside pipes. All of this reduces the need to shock your hot tub water as the PureWater System eliminates 99% of all contaminants. Our PureWater system is on when your hot tub is circulating and our Quick Diagnostics shows everything is in working order, that means it’s time to sit back and let the HydroClear PureWater System do its work.

INSTALLATION

If you are going above ground, you should budget between \$1000 and \$2,000, depending on where you will place your swim spa and whether you will be using a concrete pad or patio stones to support it. The non-cabinet style of installation is prevalent in high-end projects, either inside or outside. It allows the designer to finish the swim spa the way they envisioned it; inground, set into a floor, etc.

1. Will the location provide you and your guests with enough privacy?
2. Does the location provide the proper support for the swim spa?
3. Will it be easy for the retailer to deliver the swim spa?
4. Can the swim spa be easily serviced if something goes wrong?
5. Is there a place nearby to put a hardcover when it has been removed?
6. What view will bathers have when sitting in this location?
7. Does the location make it easy to get in and out of the swim spa?
8. Is the swim spa close enough to an electrical source to ensure an easy hook-up?

6

GO FORTH AND SHOP

Although looking for a swim spa can sometimes be confusing, you can make the process less complicated by narrowing your search criteria to the above six areas. By finding a retailer you trust and walking in armed with this knowledge, you can indeed find the swim spa of your dreams.

THE HIDDEN COSTS OF SWIM SPAS

There are two hidden costs to buying a swim spa that most retailers won’t discuss - installation and electrical hook-ups. You must understand the costs of these two expenses.



OTHER THINGS TO CONSIDER ARE...

ELECTRICAL HOOK-UP

On average, this second hidden expense will cost you roughly \$1,200. However, this can vary quite drastically, especially if you require any upgrade to the electrical panel. Keep this in mind when figuring out your budget. To get a better idea of the overall amount, ask the salesperson about the swim spas electrical requirements and compare them to what your panel can provide.



AN ABUNDANCE OF OPTIONS

While there are certain basics to guide your Swim spa search, there are also some unique add-ons to consider when comparing models. These are just a few of the more popular upgrades on the market today.

THE AUTOMATIC SWIM JET “VARIABLE SPEED” OPTION.

This option increases or decreases the flow rate of the jets at the touch of a button.

FRAGRANCE DISPENSER:


This allows you to use specially designed spa fragrances in your swim spa to add an element of aromatherapy to your soak. Taking your swim spa from a mere luxury to a multi-faceted wellness center.

WATER FEATURES: These add-ons (e.g., waterfalls, streams, etc.) can add both aesthetic and therapeutic benefits to your swim spa.

AIR THERAPY: These systems inject numerous tiny air bubbles into the water to provide a full-body massage. If you choose this

feature, make sure it uses heated air; there is nothing worse than having cool air ruining your swim spa experience.

LIGHTS: Colour therapy can be a beneficial addition to the massage and wellness experience. All swim spas have a standard number of lights; it is up to you whether you add more lights to the occasion. A couple of different options for lighting could be cabinet lighting or even some top lip lighting.





HYDROPOOL
hot tubs • swim spas

THE WATER IS CALLING.

CONSUMER'S GUIDE TO BUYING A SWIM SPA.

Hydropool Inc.

Tel: 905.565.6810

Toll Free: 1.800.465.2933

Fax: 905.5656820

Email: info@hydropoolhottubs.com

Your Authorized Hydropool Retailer is: